

# **Town of Carthage**

## **State of the Town Report**

**Board of Commissioners**

***Planning & Budget Workshop***



**March 3, 2018**

## **Town of Carthage**

**Mayor Lee McGraw**

**Mayor Pro-Tem Milton "T" Dowdy, Jr.      Commissioner George Wilson, Jr.**

**Commissioner Christopher Nance      Commissioner Jimmy Chalfinch**

**Commissioner Marvin Phillips**

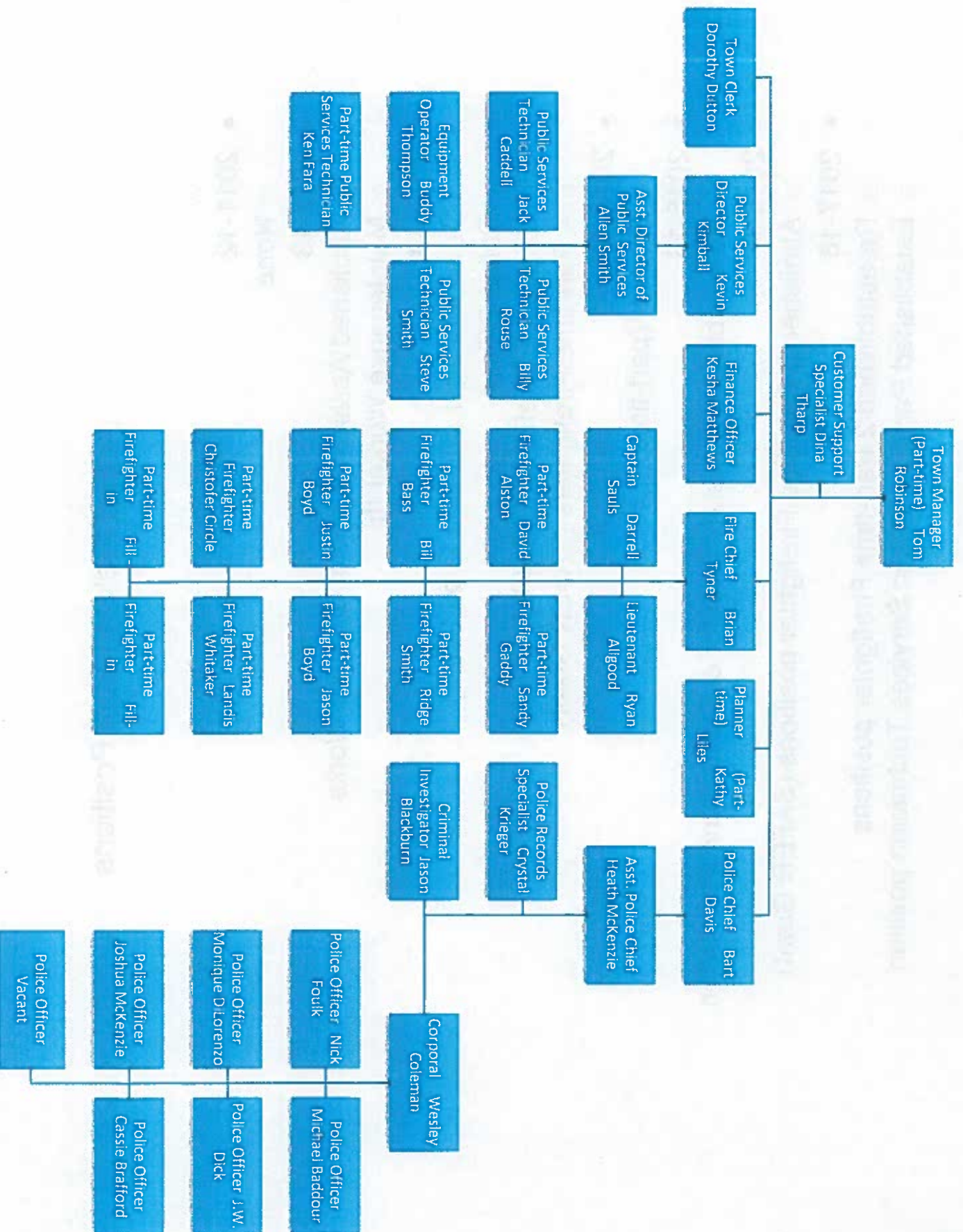
**Tom Robinson, Town Manager**

**Dorothy Dutton, Town Clerk      Kesha Matthews, Finance Officer**

**Bart Davis, Chief of Police      Brian Tyner, Fire Chief**

**Kevin Kimball, Director of Public Works      Kathy Liles, Town Planner**


**TOWN OF CA , AGE STAFF  
(24 Full-Time, 13 Part-time)**



## Added /Deleted Staff Positions

- 
- 2011-12
  - None
- 2012-13
  - Abolished Assistant Director of Public Works
  - Maintenance Worker III
- 2013-14
  - Town Manager (full-time to part-time)
  - Police Officer
  - 2 Full-time Firefighters (SAFER Grant)
  - 4 Part-time Firefighters (SAFER Grant)
- 2014-15
  - Planner (part-time)
- 2015-16
  - Re-established Assistant Director of Public Services position
- 2016-17
  - Abolished 2 Part-time Firefighter positions (SAFER Grant)
- 2017-18
  - Re-established 2 Part-time Firefighter positions
  - Established Part-time Public Services Technician position

## Population



The sharp decline in population in 2010 is due to receiving information from the US Census. Population totals effect population distributed revenues, like sales tax.

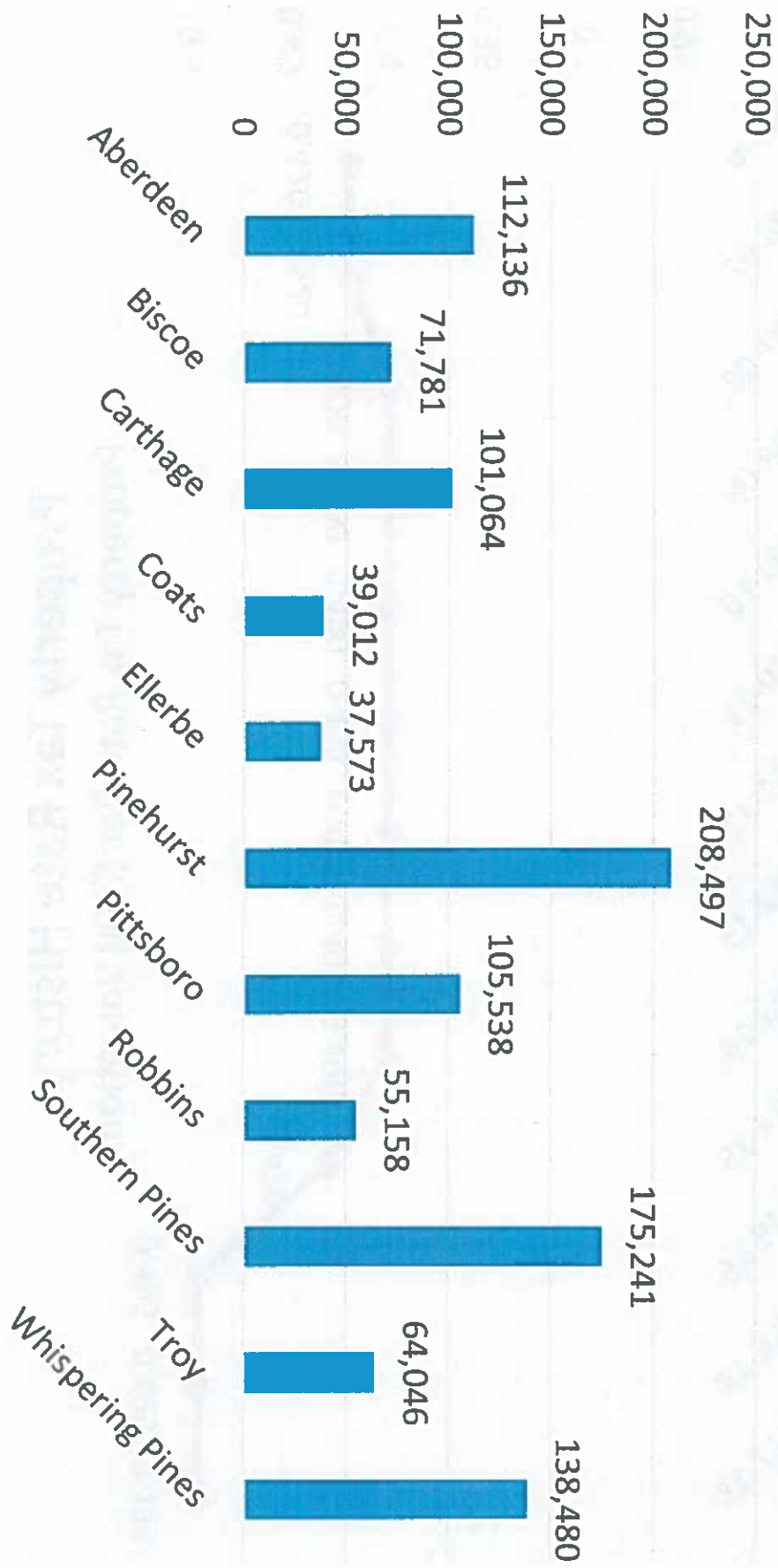
## Tax Rate Comparison

Property Tax Rate Per \$100 Valuation (FY 2016-17)



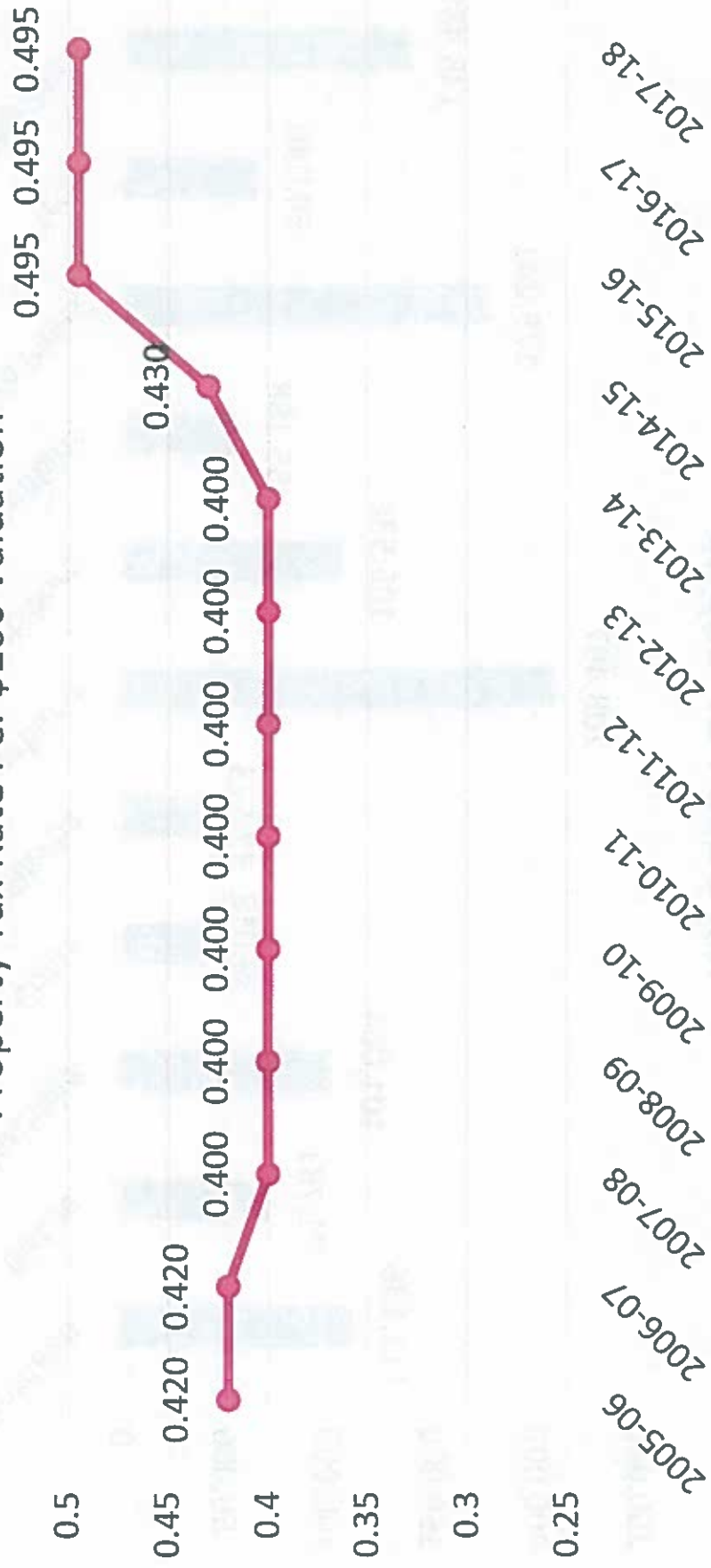


## Tax Base Per Capita



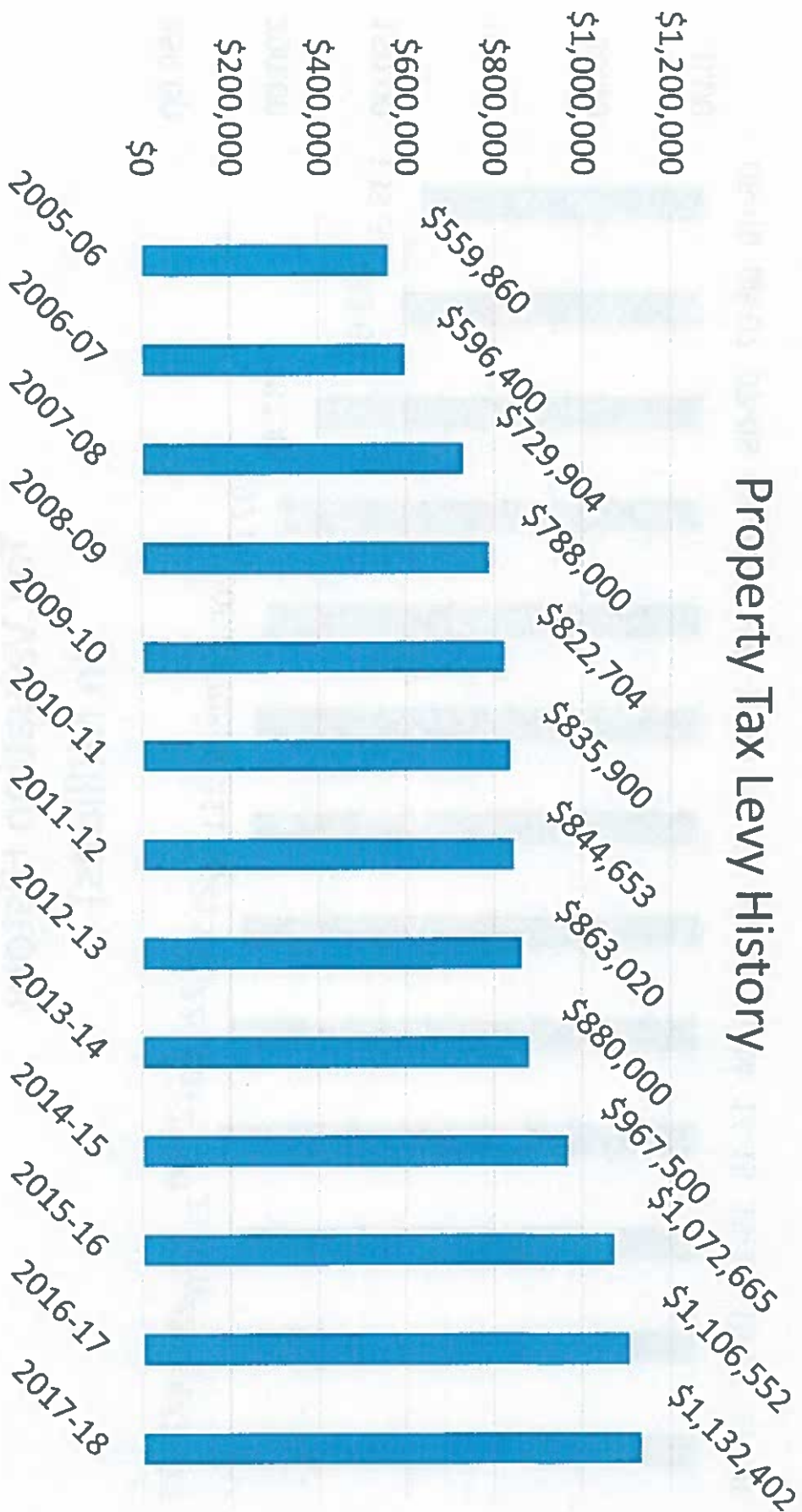
# Property Tax Rate History

Property Tax Rate Per \$100 Valuation






## Property Tax Levy History



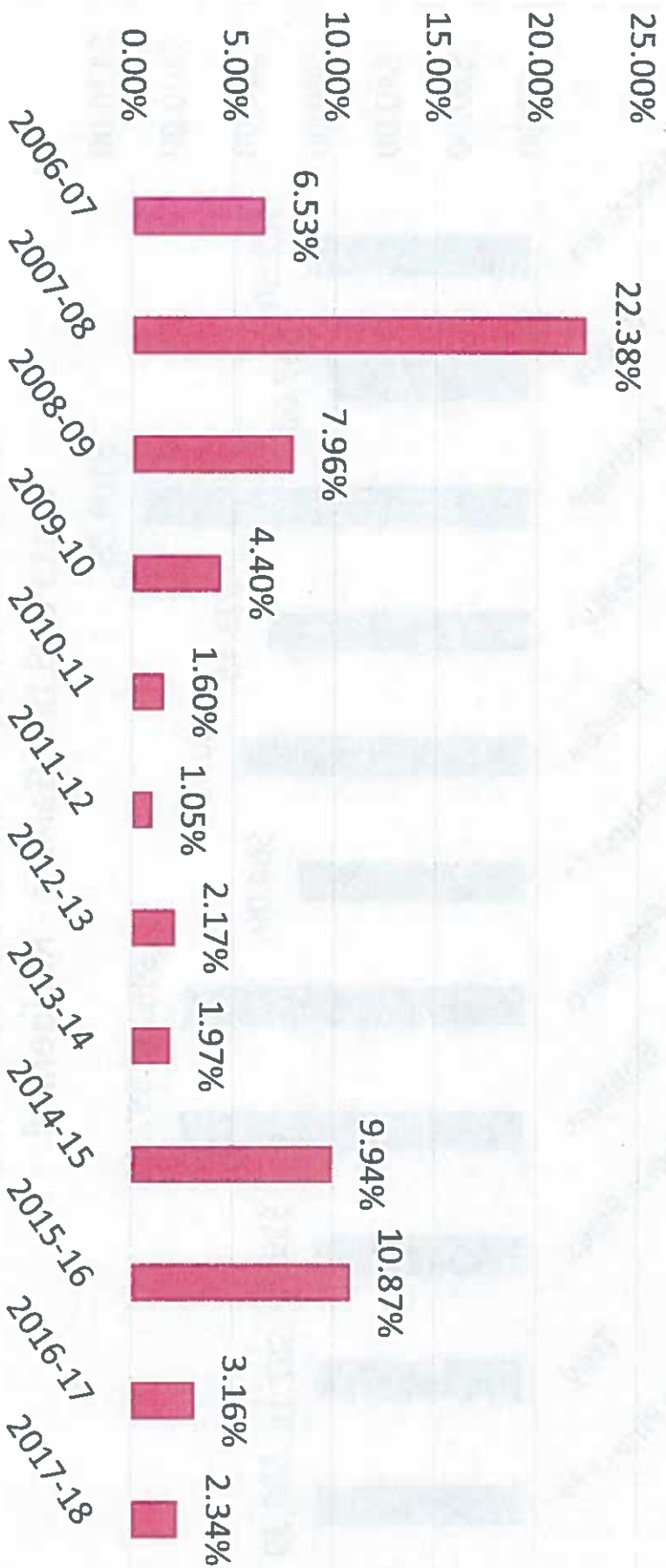
2014-15 value reflects 3 cent property tax increase.

2015-16 value reflects 6.5 cent property tax increase.

## Tax Valuation History (In Millions)



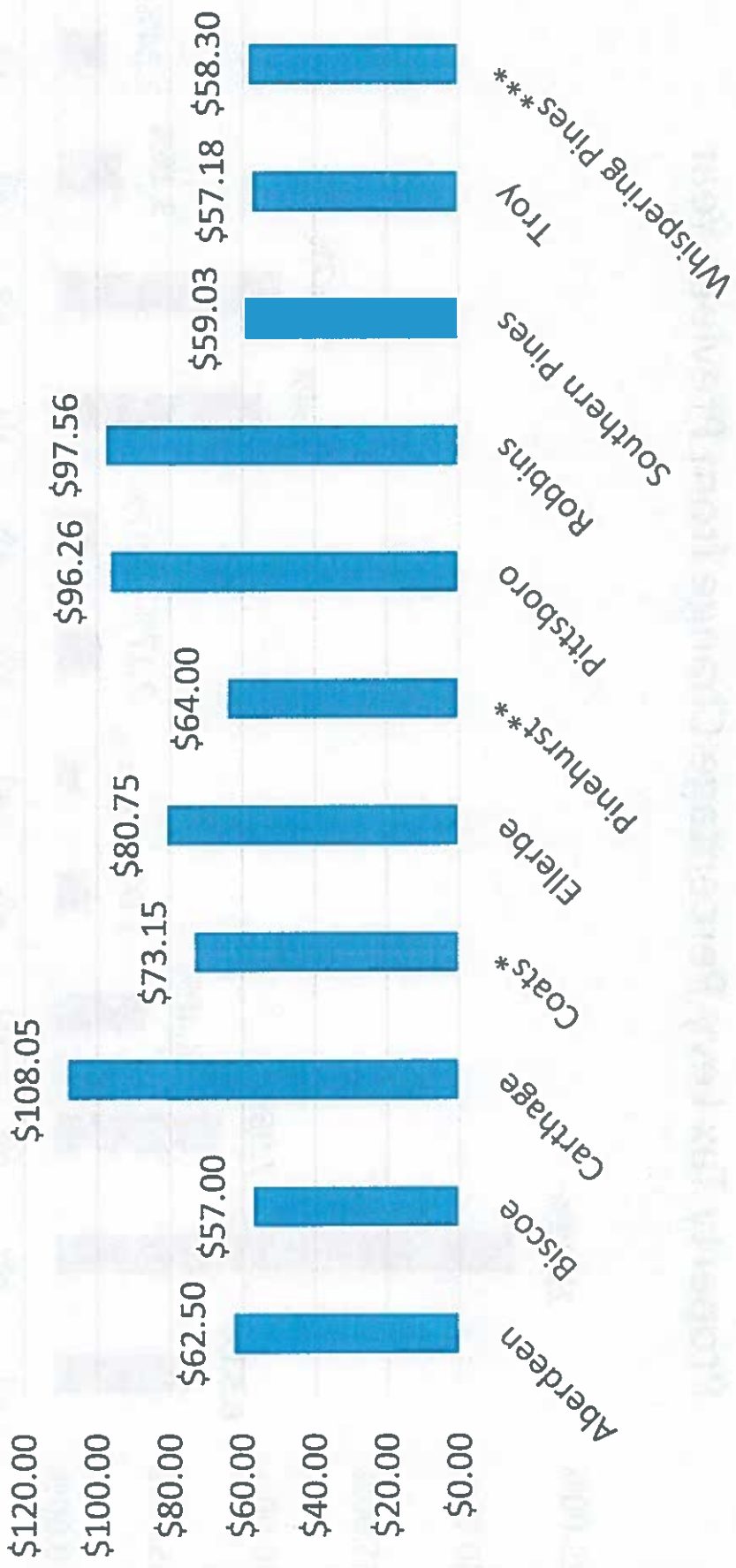
# Property Tax Levy Percentage Change from Previous Year



2007-2008 AND 2014-15 TAX REVALUATION YEARS  
 2014-15 number reflects 3 cent property tax increase.  
 2015-16 number reflects 6.5 cent property tax increase.

# Water & Sewer Rate Comparison

## Cost Per 5,000 Gallons - Residential



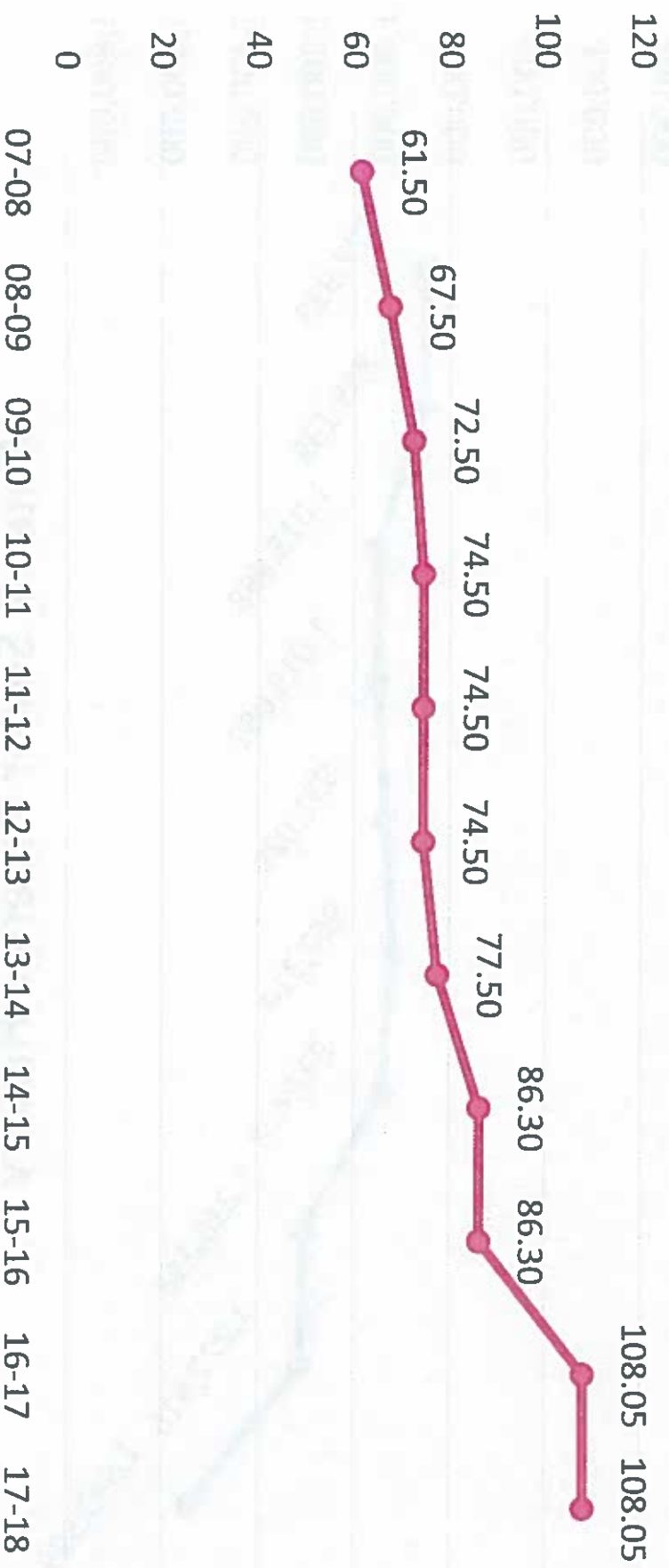
\*The Town of Coats bills water only, the sewer is billed by the County.

\*\*Pinehurst water and sewer are billed by Moore County Public Utilities.

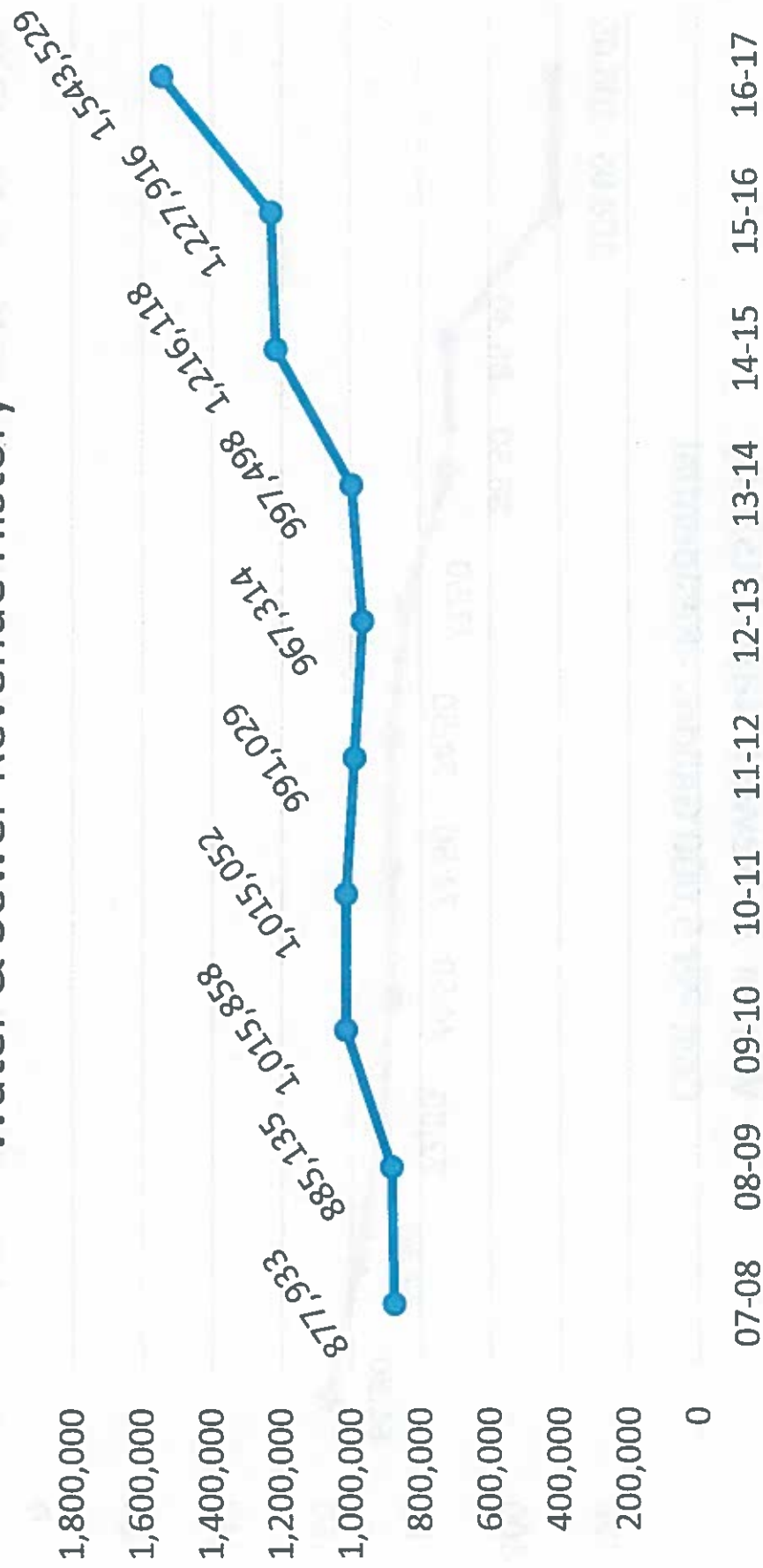
\*\*\*Whispering Pines' water is billed by a private company; they have septic systems, so no sewer.

# Water & Sewer Rate History

## Cost Per 5,000 Gallons - Residential



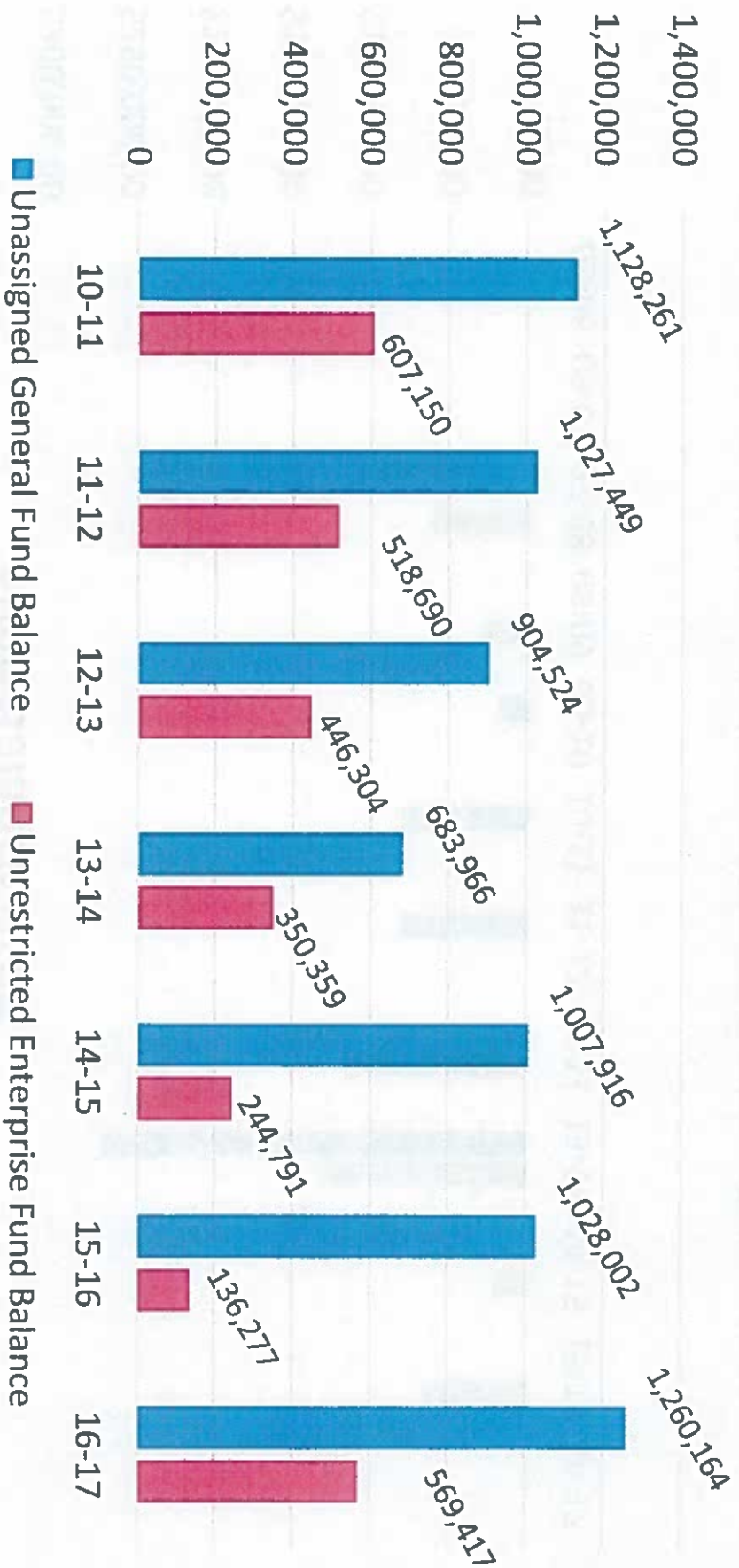
## Water & Sewer Revenue History



Revenues increased in FY 2014-15 and FY 2016-17 due to rate increases.

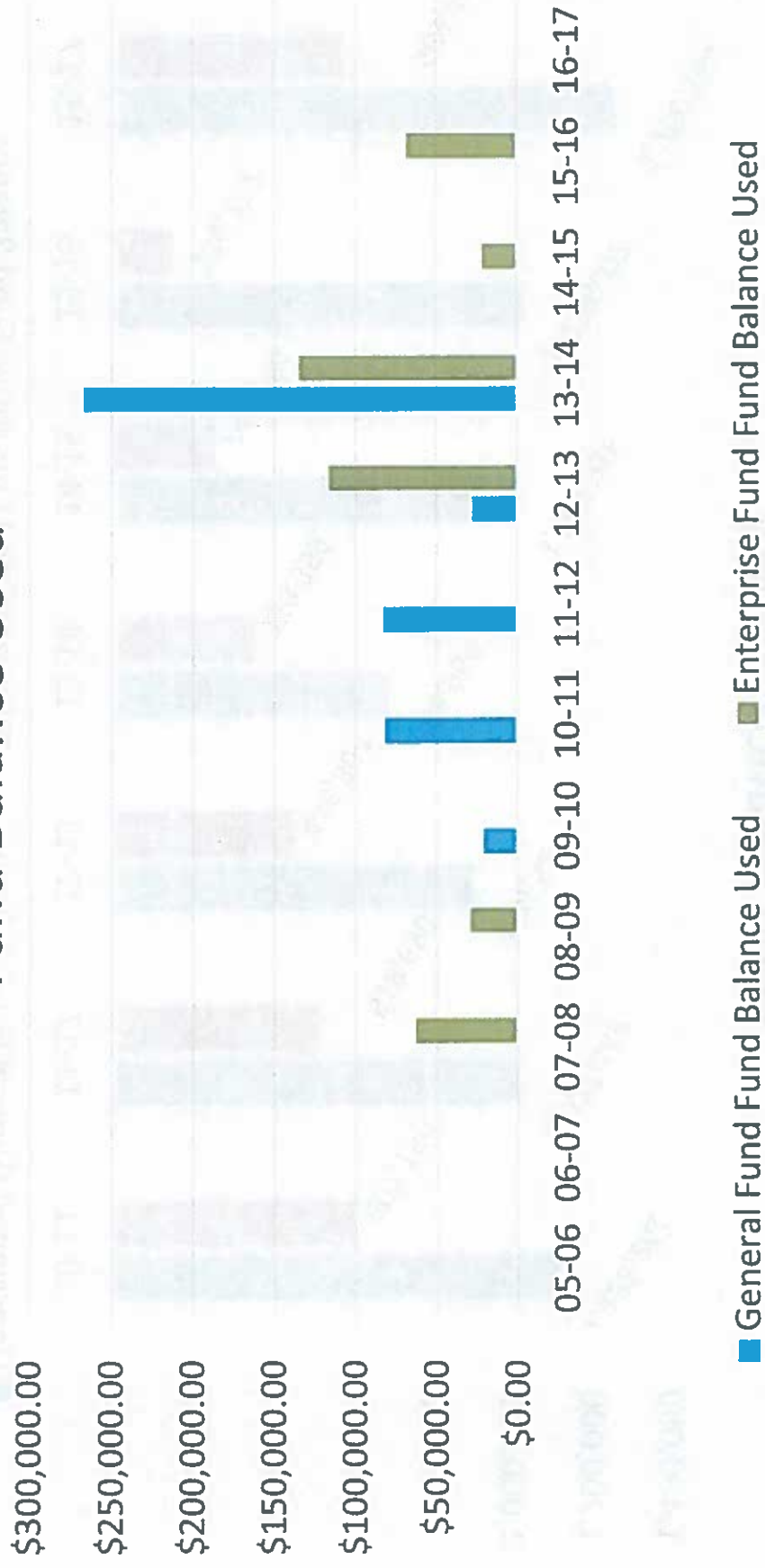


## Fund Balance History



FY16-17 Unrestricted Enterprise Fund Balance Available increased due to increased revenues and a decrease in wastewater treatment costs as a result of more efficient operating procedures.

## Fund Balance Used



The significant increase in use of General Fund fund balance in FY 13-14 is due to transfer to Water Sewer Fund for purchase of water plant filters, generators and other one-time expenses.

**TOWN OF CARTHAGE  
OUTSTANDING DEBT AT JUNE 2018**

<u>GENERAL FUND</u>				<u>PAYMENTS</u>			
DESCRIPTION	Financing Agency	ACCOUNT #	AMOUNT OF ISSUE	DATE OF ISSUE	BALANCE 6/30/2017	ADDITIONS	BALANCE 6/30/2018
MUNICIPAL BUILDING	USDA RURAL DEV.	10-500-91	630,000.00	4/23/2002	523,186.49	0.00	512,568.84
(3) POLICE VEHICLES, (1) FIRE VEHICLE	FORD CREDIT	10-510-20*	164,571.15	9/14/2016	106,732.00	0.00	51,938.11
2007 PIERCE FIRETRUCK	USDA RURAL DEV.	10-530-20	350,000.00	5/24/2007	209,889.03	0.00	17,382.09
TYSON-JONES BUILDING		10-500-60	46,000.00	2/27/2015	21,142.84	0.00	5,285.72
TYSON-JONES ROOF REPLACEMENT	CENTURY COMMITTEE	10-500-91	30,000.00	3/25/2015	21,950.90	0.00	4,176.09
<b>SUB-TOTAL GENERAL FUND</b>			<b>1,220,571.15</b>		<b>882,901.26</b>	<b>0.00</b>	<b>89,399.66</b>
							<b>793,501.60</b>
<u>WATER &amp; SEWER FUND</u>							
SEWER SYSTEM UPGRADE	USDA RURAL DEV.	30-811-91	1,056,000.00	11/18/2014	1,010,000.00	0.00	16,000.00
2015 CHEVY TRUCK/VENTRAC TRACTOR	FIDELITY BANK	30-810-91*	77,000.00	9/18/2014	47,862.58	0.00	14,867.51
SEWER TRUCK	FIDELITY BANK	30-811-91	87,869.00	2/2/2015	53,916.96	0.00	16,748.18
SEWER VACUUM TRUCK	FIRST BANK	30-811-91	73,218.00	10/14/2016	73,218.00	0.00	17,837.99
WTP UPGRADE	USDA RURAL DEV.	30-810-91	1,766,000.00	8/22/2017	0.00	1,766,000.00	27,691.00
SEWER SYSTEM UPGRADE	USDA RURAL DEV.	30-811-91	523,000.00	8/22/2017	0.00	523,000.00	6,940.00
<b>SUB-TOTAL W&amp;S</b>			<b>3,583,087.00</b>		<b>1,184,997.54</b>	<b>2,289,000.00</b>	<b>100,084.68</b>
							<b>1,119,543.86</b>
<b>GRAND TOTAL GENERAL AND WATER &amp; SEWER</b>			<b>4,803,658.15</b>		<b>2,067,898.80</b>	<b>2,289,000.00</b>	<b>189,484.34</b>
							<b>1,913,045.46</b>

GENERAL FUND

POLICE DEPARTMENT

FORD CREDIT PAY OFF September 2018 (\$164,541.15)

BUILDINGS & GROUNDS

USDA PAY OFF JANUARY 2043 (\$630,000.00)

CENTURY COMMITTEE PAY OFF APRIL 2022 (\$30,000)

CHARLES WATSON PAY OFF JANUARY 2022 (TYSON -JONES BLDG)

FIRE DEPARTMENT

USDA PAY OFF MAY 2027 (\$350,000.00)

WATER & SEWER FUND

WATER & SEWER

USDA PAY OFF JUNE 2054 (\$1,056,000)

FIDELITY BANK PAY OFF OCTOBER 2019 (\$164,869.00)

FIRST BANK PAY OFF OCTOBER 2020 (\$73,218)

USDA PAY OFF JUNE 2057 (\$1,766,000)

USDA PAY OFF JUNE 2057 (\$523,000)

\* Payment split between another department within same fund

## TOWN OF CARTHAGE

## DEBT SCHEDULE

## General Fund

	Description	Date of Issue	Amount of Issue	Balance Due as of 6/30/17	Payment FY 17-18	Payment FY 18-19	Payment FY 19-20	Payment FY 20-21	Payment FY 21-22
Police	3 2017 Explorers	9/14/2016	127,950.00	89,946.11	44,904.94	44,904.94			
Fire	2007 Pierce Firetruck	5/24/2007	350,000.00	209,889.03	26,040.00	26,040.00	26,040.00	26,040.00	26,040.00
	2005 Crash Truck	10/21/2011	42,291.45	0.00					
	2015 Tahoe	12/4/2014	31,600.00	0.00					
	2017 Explorer	9/1/2016	36,591.15	25,670.71	12,903.47	12,903.47			
Public Works	Municipal Building	4/23/2002	630,000.00	523,186.49	35,469.00	35,469.00	35,469.00	35,469.00	35,469.00
	Tyson-Jones Building	2/27/2015	46,000.00	21,142.84	5,285.72	5,285.72	5,285.72	5,285.72	
	Tyson-Jones Building Roof	4/14/2015	30,000.00	21,950.90	4,724.86	4,724.86	4,724.86	4,724.86	4,724.86
Water/Sewer									
Public Works	Sewer Vacuum Truck	10/14/2016	73,218.00	73,218.00	19,099.99	19,099.99	19,099.99	19,099.99	
	Sewer System Upgrade	11/18/2014	1,056,000.00	1,010,000.00	43,775.00	44,335.00	43,867.50	43,400.00	43,932.50
	2015 Truck/Ventrac Tractor	9/18/2014	77,000.00	47,862.58	17,099.66	17,099.66	17,099.66		
	Sewer Truck	2/2/2015	87,869.00	53,916.96	19,262.68	19,262.68	19,262.68		
	Active Sewer Project	8/22/2017	523,000.00	0	22,630.00	22,630.00	22,630.00	22,630.00	22,629.95
	Active Water Project	8/22/2017	1,766,000.00	0	67,426.00	67,426.00	67,426.00	67,426.00	67,425.44